

**SHUTE HARBOUR**  
MARINA RESORT





DISCOVER  
A LIFESTYLE  
BEYOND COMPARE



Illustration is concept only and subject to change

LOCATION



# GATEWAY TO THE WHITSUNDAYS

Located just 10km south-east of Airlie Beach on the Whitsunday Shire Coastline, Shute Harbour is a sheltered port 25km north-east of Proserpine and 100km north of Mackay.

Home to more than 74 idyllic islands, people from all over the world are lured by the charms of a tropical lifestyle and the region's pristine natural landscape.



ARTIST IMPRESSION


OVERVIEW

AN  
OCEANFRONT  
OASIS

EXCEPTIONAL LIFESTYLE  
AND LEISURE OPPORTUNITIES

Shute Harbour Marina Resort is set to become a world-class precinct, revitalising the region and creating Queensland's newest dream destination for those who wish to live, work and play in the Whitsundays.

This unique and sustainable lifestyle development incorporates leading edge environmental design and offers the finest resort style living, private accommodation for the world's finest yachts and cruisers, as well as a diverse array of premium retail and commercial amenities.



OVERVIEW

A  
**WORLD-CLASS**  
PRECINCT

QUEENSLAND'S NEWEST DESTINATION  
IN THE HEART OF THE WHITSUNDAYS

Become a part of a diverse and enriching precinct, offering luxury and amenity in an exquisite waterfront setting.



58 luxury Marina front residences



395 berths multi-use Marina, along with ancillary facilities



Marina Plaza comprising of a village precinct with a range of retail and dining



100 plus room Resort Hotel, including function and meeting rooms, bars, restaurants, swimming pool and undercover parking





BERTHS

# A SAFE HAVEN

PRIVATE ACCOMMODATION FOR THE  
WORLD'S FINEST YACHTS AND CRUISERS

Future home to 395 berths, Shute Harbour Marina will be built to world-leading international standards, catering to all yachting and boating needs. This includes a range of facilities such as fuel docking, waste management, power and water services.



BERTHS

FUTURE HOME TO THE  
**WORLD'S FINEST  
YACHTS**  
AND  
**CRUISERS**



Mono and Multi hull options

10<sub>M</sub>-45<sub>M</sub>


Berths - with land and berth packages available



Exceptional end-of-trip shower facilities



Top-of-the-line docking, fuel and ancillary facilities





WATERFRONT LAND

DISCOVER  
**RESORT-STYLE**  
LIVING

Architecturally-designed with every detail and convenience considered, the Waterfront dwellings are set to have planning approval for up to 3 levels, a luxury escape second to none. Wake up to endless views of the Marina and idyllic Whitsundays waters, soak up the abundant natural light and breathe in the pristine sea air. Wander down to your very own private marina berth and take to the water to explore the stunning coastline, or immerse yourself in the diverse array of cafes, restaurants and retail on your doorstep.

COMING SOON, THE WATERFRONT HOUSING COLLECTION.

**A RANGE OF LUXURY DESIGN CONCEPTS  
FOR 2 & 3 LEVEL DWELLING PACKAGES  
DELIVERED BY OUR PREFERRED  
MASTER BUILDER.**

Offering indulgent luxury and expansive marina access, the Waterfront Housing Collection delivers an unparalleled marine lifestyle. Boasting unrivalled views and immediate connection to the iconic Whitsunday Islands, experience a bold architectural vision, executed to perfection as harmonious inbuilt design choices maximise living experience.

Host guests in your custom luxury dwelling, offering incomparable luxury and experience. Elevate every interaction with impeccable attention to detail. Striking, refined, and elevated, the Waterfront Housing Collection is almost here.







PIER 61

# A DESTINATION WITH GLOBAL APPEAL

Meander down to the Marina Plaza for a coffee and breathe in the beautiful sea air, then cast off from your own private berth and head out into the pristine ocean for an island-hopping adventure. Relax with a bit of retail therapy or explore endless options to dine out on the waterfront.

With a world-class Marina offering end of trip shower facilities, as well as an exclusive Marina Club, dining and bars, retail and entertainment, Shute Harbour plans to offer everything you could possibly need on your doorstep.



Premium retail




Fresh produce  
and dining options



Hotel



Health and wellness



SUSTAINABILITY

WORLD-LEADING  
ENVIRONMENTAL  
DESIGN

The vision for Shute Harbour Marina Resort is a unique, high-quality tropical design and lifestyle precinct - with built form conceived to intuitively integrate with the location's stunning natural backdrop.

Incorporating leading principles and sustainable design, the Resort is envisaged to complement and frame the Marina, paying particular respect to passive solar, muted materials, energy and water efficiency to protect the natural environment.

OWN YOUR PIECE OF  
PARADISE

**FOR MORE INFORMATION, CONTACT**

SOPHIA CROSS +61 474 276 981

ROB TAYLOR +61 428 466 124

BRUCE GODDARD +61 0418 185 209

